



Location: CMA1b - Oil Street Site Office

Report on 24-hour TSP monitoring

Action Level ($\mu\text{g}/\text{m}^3$) - 176.7

Limit Level ($\mu\text{g}/\text{m}^3$) - 260

Date	Sampling Time	Weather Condition	Filter paper no.	Filter Weight, g		Elapse Time, hr		Sampling Time, hr	Flow Rate, m^3/min			Total Volume, m^3	TSP Level, $\mu\text{g}/\text{m}^3$
				Initial	Final	Initial	Final		Initial, Q_{si}	Final, Q_{sf}	Average		
29-Jun-15	8:00	Fine	012282	2.8020	2.9106	6594.54	6618.54	24.00	1.13	1.14	1.14	1635	66.4
6-Jul-15	11:30	Fine	012500	2.8514	3.0681	6624.54	6648.54	24.00	1.08	1.08	1.08	1551	139.7
11-Jul-15	11:20	Fine	012602	2.8305	3.1063	6657.22	6681.22	24.00	1.13	1.13	1.13	1629	169.3
16-Jul-15	8:00	Cloudy	012596	2.8406	3.1074	6681.22	6705.22	24.00	1.13	1.14	1.13	1633	163.4
22-Jul-15	8:00	Rainy	012697	2.8224	3.0723	6708.22	6732.22	24.00	1.03	1.03	1.03	1478	169.1

Remarks: Due to interruption of electricity, the 24hr TSP was rescheduled from 4 and 10 July 2015 to 6 and 11 July 2015 respectively.

Report on 1-hour TSP monitoring

Action Level ($\mu\text{g}/\text{m}^3$) - 320.1

Limit Level ($\mu\text{g}/\text{m}^3$) - 500

Date	Sampling Time	Weather Condition	Filter paper no.	Filter Weight, g		Elapse Time, hr		Sampling Time, hr	Flow Rate, m^3/min			Total Volume, m^3	TSP Level, $\mu\text{g}/\text{m}^3$
				Initial	Final	Initial	Final		Initial, Q_{si}	Final, Q_{sf}	Average		
30-Jun-15	8:10	Fine	012331	2.8186	2.8212	6618.54	6619.54	1.00	1.14	1.14	1.14	68	38.2
30-Jun-15	9:12	Fine	012328	2.8265	2.8283	6619.54	6620.54	1.00	1.14	1.14	1.14	68	26.4
30-Jun-15	10:14	Fine	012344	2.8513	2.8546	6620.54	6621.54	1.00	1.14	1.14	1.14	68	48.4
6-Jul-15	8:05	Fine	012480	2.8142	2.8261	6621.54	6622.54	1.00	1.02	1.02	1.02	61	194.4
6-Jul-15	9:07	Fine	012505	2.8424	2.8494	6622.54	6623.54	1.00	1.02	1.02	1.02	61	114.4
6-Jul-15	10:09	Fine	012502	2.8407	2.8475	6623.54	6624.54	1.00	1.02	1.02	1.02	61	111.1
11-Jul-15	8:00	Fine	012496	2.8350	2.8482	6654.22	6655.22	1.00	1.13	1.13	1.13	68	194.3
11-Jul-15	9:08	Fine	012494	2.8184	2.8282	6655.22	6656.22	1.00	1.13	1.13	1.13	68	144.3
11-Jul-15	10:10	Fine	012490	2.8320	2.8451	6656.22	6657.22	1.00	1.13	1.13	1.13	68	192.9
17-Jul-15	8:02	Cloudy	012595	2.8362	2.8417	6705.22	6706.22	1.00	1.14	1.14	1.14	68	80.8
17-Jul-15	9:05	Cloudy	012700	2.8288	2.8368	6706.22	6707.22	1.00	1.14	1.14	1.14	68	117.5
17-Jul-15	10:07	Cloudy	012698	2.8375	2.8427	6707.22	6708.22	1.00	1.14	1.14	1.14	68	76.4
23-Jul-15	8:02	Rainy	012687	2.8221	2.8341	6732.22	6733.22	1.00	1.14	1.14	1.14	68	175.4
23-Jul-15	9:05	Rainy	012685	2.8405	2.8500	6733.22	6734.22	1.00	1.14	1.14	1.14	68	138.8
23-Jul-15	10:15	Rainy	012705	2.8224	2.8325	6734.22	6735.22	1.00	1.14	1.14	1.14	68	147.6

Location: CMA2a - Causeway Bay Community Centre

Report on 24-hour TSP monitoring
Action Level ($\mu\text{g}/\text{m}^3$) - 169.5
Limit Level ($\mu\text{g}/\text{m}^3$) - 260

Date	Sampling Time	Weather Condition	Filter paper no.	Filter Weight, g		Elapse Time, hr		Sampling Time, hr	Flow Rate, m^3/min			Total Volume, m^3	TSP Level, $\mu\text{g}/\text{m}^3$
				Initial	Final	Initial	Final		Initial, Q_{si}	Final, Q_{sf}	Average		
29-Jun-15	8:00	Fine	012281	2.8085	2.8702	16250.94	16274.94	24.00	1.16	1.16	1.16	1664	37.1
4-Jul-15	8:00	Fine	012479	2.8158	2.8598	16277.95	16301.95	24.00	1.24	1.24	1.24	1790	24.6
10-Jul-15	8:00	Cloudy	012501	2.8616	2.9967	16304.95	16328.95	24.00	1.24	1.24	1.24	1791	75.5
16-Jul-15	8:00	Cloudy	012597	2.8339	2.8612	16331.95	16355.95	24.00	1.15	1.24	1.20	1727	15.8
22-Jul-15	8:00	Rainy	012696	2.8286	2.9439	16358.97	16382.97	24.00	1.21	1.20	1.20	1735	66.5

Report on 1-hour TSP monitoring
Action Level ($\mu\text{g}/\text{m}^3$) - 323.4
Limit Level ($\mu\text{g}/\text{m}^3$) - 500

Date	Sampling Time	Weather Condition	Filter paper no.	Filter Weight, g		Elapse Time, hr		Sampling Time, hr	Flow Rate, m^3/min			Total Volume, m^3	TSP Level, $\mu\text{g}/\text{m}^3$
				Initial	Final	Initial	Final		Initial, Q_{si}	Final, Q_{sf}	Average		
30-Jun-15	8:05	Fine	012332	2.8349	2.8367	16274.94	16275.94	1.00	1.16	1.16	1.16	69	26.0
30-Jun-15	9:07	Fine	012329	2.8268	2.8318	16275.94	16276.94	1.00	1.16	1.16	1.16	69	72.1
30-Jun-15	10:09	Fine	012343	2.8224	2.8238	16276.94	16277.94	1.00	1.16	1.16	1.16	69	20.2
6-Jul-15	8:05	Fine	012360	2.8461	2.8513	16301.95	16302.95	1.00	1.24	1.24	1.24	75	69.7
6-Jul-15	9:15	Fine	012504	2.8413	2.8483	16302.95	16303.95	1.00	1.24	1.24	1.24	75	93.8
6-Jul-15	10:25	Fine	012503	2.8424	2.8486	16303.95	16304.95	1.00	1.24	1.24	1.24	75	83.1
11-Jul-15	8:02	Fine	012495	2.8397	2.8528	16328.95	16329.95	1.00	1.24	1.24	1.24	75	175.8
11-Jul-15	9:10	Fine	012521	2.8393	2.8563	16329.95	16330.95	1.00	1.24	1.24	1.24	75	228.1
11-Jul-15	10:15	Fine	012519	2.8130	2.8318	16330.95	16331.95	1.00	1.24	1.24	1.24	75	252.3
17-Jul-15	8:05	Cloudy	012702	2.8292	2.8336	16355.95	16356.95	1.00	1.24	1.24	1.24	75	58.9
17-Jul-15	9:20	Cloudy	012701	2.8290	2.8349	16356.95	16357.95	1.00	1.24	1.24	1.24	75	79.0
17-Jul-15	10:45	Cloudy	01699	2.8447	2.8515	16357.95	16358.95	1.00	1.24	1.24	1.24	75	91.1
23-Jul-15	8:05	Rainy	012688	2.8291	2.8380	16382.97	16383.97	1.00	1.16	1.16	1.16	70	127.9
23-Jul-15	9:09	Rainy	012686	2.8444	2.8536	16383.97	16384.97	1.00	1.16	1.16	1.16	70	132.3
23-Jul-15	10:19	Rainy	012704	2.8419	2.8464	16384.97	16385.97	1.00	1.16	1.16	1.16	70	64.7



Location: CMA3a - CWB PRE Site Office Area

Report on 24-hour TSP monitoring

Action Level ($\mu\text{g}/\text{m}^3$) - 171

Limit Level ($\mu\text{g}/\text{m}^3$) - 260

Date	Sampling Time	Weather Condition	Filter paper no.	Filter Weight, g		Elapse Time, hr		Sampling Time, hr	Flow Rate, m^3/min			Total Volume, m^3	TSP Level, $\mu\text{g}/\text{m}^3$
				Initial	Final	Initial	Final		Initial, Q_{si}	Final, Q_{sf}	Average		
30-Jun-15	15:22	Fine	012472	2.8029	2.8904	3713.25	3737.25	24.00	1.23	1.23	1.23	1768	49.5
4-Jul-15	8:00	Fine	012536	2.8396	2.9595	3737.26	3761.26	24.00	1.23	1.23	1.23	1767	67.9
10-Jul-15	8:00	Cloudy	012465	2.8411	2.9776	3764.27	3788.27	24.00	1.23	1.23	1.23	1767	77.2
16-Jul-15	8:00	Cloudy	012599	2.8319	3.0101	3791.26	3815.26	24.00	1.23	1.23	1.23	1767	100.8
22-Jul-15	8:00	Rainy	012689	2.8331	2.9597	3818.26	3842.26	24.00	1.24	1.23	1.23	1777	71.2

Remarks: Due to interruption of electricity, the 24hr TSP was rescheduled from 29 June 2015 to 30 June 2015.

Report on 1-hour TSP monitoring

Action Level ($\mu\text{g}/\text{m}^3$) - 311.3

Limit Level ($\mu\text{g}/\text{m}^3$) - 500

Date	Sampling Time	Weather Condition	Filter paper no.	Filter Weight, g		Elapse Time, hr		Sampling Time, hr	Flow Rate, m^3/min			Total Volume, m^3	TSP Level, $\mu\text{g}/\text{m}^3$
				Initial	Final	Initial	Final		Initial, Q_{si}	Final, Q_{sf}	Average		
30-Jun-15	11:30	Fine	012346	2.8397	2.8415	3710.25	3711.25	1.00	1.26	1.26	1.26	76	23.8
30-Jun-15	13:00	Fine	012349	2.8501	2.8527	3711.25	3712.25	1.00	1.13	1.13	1.13	68	38.3
30-Jun-15	14:20	Fine	012471	2.8165	2.8210	3712.25	3713.25	1.00	1.13	1.13	1.13	68	66.3
6-Jul-15	8:55	Fine	012352	2.8306	2.8449	3761.26	3762.26	1.00	1.26	1.26	1.26	76	189.1
6-Jul-15	9:58	Fine	012354	2.8415	2.8583	3762.26	3763.26	1.00	1.26	1.26	1.26	76	222.2
6-Jul-15	13:00	Fine	012356	2.8341	2.8494	3763.26	3764.26	1.00	1.26	1.26	1.26	76	202.3
11-Jul-15	8:05	Fine	012493	2.8310	2.8479	3788.27	3789.27	1.00	1.26	1.26	1.26	75	224.0
11-Jul-15	9:15	Fine	012489	2.8248	2.8451	3789.27	3790.27	1.00	1.26	1.26	1.26	75	269.0
11-Jul-15	10:25	Fine	012601	2.8182	2.8311	3790.27	3791.27	1.00	1.26	1.26	1.26	75	171.0
17-Jul-15	9:04	Cloudy	012607	2.8201	2.8254	3815.26	3816.26	1.00	1.26	1.26	1.26	76	70.0
17-Jul-15	10:08	Cloudy	012605	2.8237	2.8279	3816.26	3817.26	1.00	1.26	1.26	1.26	76	55.5
17-Jul-15	13:00	Cloudy	012703	2.8304	2.8361	3817.26	3818.26	1.00	1.26	1.26	1.26	76	75.3
23-Jul-15	8:51	Rainy	012365	2.8160	2.8165	3842.26	3843.26	1.00	1.27	1.27	1.27	76	6.6
23-Jul-15	9:56	Rainy	012363	2.8337	2.8343	3844.26	3845.26	1.00	1.27	1.27	1.27	76	7.9
23-Jul-15	13:00	Rainy	012361	2.8366	2.8375	3845.26	3846.26	1.00	1.27	1.27	1.27	76	11.8



Location: CMA4a - SPCA

Report on 24-hour TSP monitoring

Action Level ($\mu\text{g}/\text{m}^3$) - 171.2

Limit Level ($\mu\text{g}/\text{m}^3$) - 260

Date	Sampling Time	Weather Condition	Filter paper no.	Filter Weight, g		Elapse Time, hr		Sampling Time, hr	Flow Rate, m^3/min			Total Volume, m^3	TSP Level, $\mu\text{g}/\text{m}^3$
				Initial	Final	Initial	Final		Initial, Q_{si}	Final, Q_{sf}	Average		
29-Jun-15	8:00	Fine	012285	2.8073	2.8943	20524.90	20548.90	24.00	1.23	1.23	1.23	1769	49.2
4-Jul-15	8:00	Fine	012350	2.8206	2.9192	20551.90	20575.90	24.00	1.23	1.23	1.23	1767	55.8
10-Jul-15	8:00	Cloudy	012403	2.8096	2.9575	20578.91	20602.91	24.00	1.23	1.23	1.23	1767	83.7
16-Jul-15	8:00	Cloudy	012513	2.8441	2.9055	20605.90	20629.90	24.00	1.23	1.23	1.23	1767	34.7
22-Jul-15	8:00	Rainy	012594	2.8298	3.0857	20632.90	20656.90	24.00	1.24	1.23	1.23	1777	144.0

Report on 1-hour TSP monitoring

Action Level ($\mu\text{g}/\text{m}^3$) - 312.5

Limit Level ($\mu\text{g}/\text{m}^3$) - 500

Date	Sampling Time	Weather Condition	Filter paper no.	Filter Weight, g		Elapse Time, hr		Sampling Time, hr	Flow Rate, m^3/min			Total Volume, m^3	TSP Level, $\mu\text{g}/\text{m}^3$
				Initial	Final	Initial	Final		Initial, Q_{si}	Final, Q_{sf}	Average		
30-Jun-15	8:54	Fine	012345	2.8602	2.8639	20548.90	20549.90	1.00	1.23	1.23	1.23	74	50.2
30-Jun-15	10:19	Fine	012347	2.8459	2.8472	20549.90	20550.90	1.00	1.23	1.23	1.23	74	17.6
30-Jun-15	13:00	Fine	012348	2.8473	2.8498	20550.90	20551.90	1.00	1.23	1.23	1.23	74	33.9
6-Jul-15	8:42	Fine	012351	2.8410	2.8482	20575.91	20576.91	1.00	1.23	1.23	1.23	74	97.7
6-Jul-15	9:46	Fine	012353	2.8496	2.8576	20576.91	20577.91	1.00	1.23	1.23	1.23	74	108.6
6-Jul-15	10:50	Fine	012355	2.8311	2.8408	20577.91	20578.91	1.00	1.23	1.23	1.23	74	131.7
11-Jul-15	8:15	Fine	012523	2.8242	2.8385	20602.91	20603.91	1.00	1.23	1.23	1.23	74	194.5
11-Jul-15	9:20	Fine	012520	2.8401	2.8528	20603.91	20604.91	1.00	1.23	1.23	1.23	74	172.7
11-Jul-15	10:25	Fine	012516	2.8292	2.8433	20604.91	20605.91	1.00	1.23	1.23	1.23	74	191.7
17-Jul-15	8:55	Cloudy	012608	2.8263	2.8294	20629.90	20630.90	1.00	1.23	1.23	1.23	74	42.1
17-Jul-15	9:58	Cloudy	012606	2.8244	2.8289	20630.90	20631.90	1.00	1.23	1.23	1.23	74	61.1
17-Jul-15	13:00	Cloudy	012604	2.8315	2.8411	20631.90	20632.90	1.00	1.23	1.23	1.23	74	130.2
23-Jul-15	8:52	Rainy	012572	2.8311	2.8389	20656.90	20657.90	1.00	1.23	1.23	1.23	74	105.4
23-Jul-15	9:56	Rainy	012364	2.8187	2.8264	20657.90	20658.90	1.00	1.23	1.23	1.23	74	104.0
23-Jul-15	13:00	Rainy	012363	2.8085	2.8097	20658.90	20659.90	1.00	1.23	1.23	1.23	74	16.2



Location: CMA5b - Pedestrian Plaza

Report on 24-hour TSP monitoring

Action Level ($\mu\text{g}/\text{m}^3$) - 181

Limit Level ($\mu\text{g}/\text{m}^3$) - 260

Date	Sampling Time	Weather Condition	Filter paper no.	Filter Weight, g		Elapse Time, hr		Sampling Time, hr	Flow Rate, m^3/min			Total Volume, m^3	TSP Level, $\mu\text{g}/\text{m}^3$
				Initial	Final	Initial	Final		Initial, Q_{si}	Final, Q_{sf}	Average		
29-Jun-15	8:00	Fine	012335	2.8218	2.8585	5011.82	5035.82	24.00	1.06	1.06	1.06	1527	24.0
4-Jul-15	8:00	Fine	012357	2.8365	2.8886	5038.83	5062.83	24.00	0.95	0.96	0.95	1374	37.9
10-Jul-15	8:00	Cloudy	012396	2.8287	2.9365	5065.84	5089.84	24.00	0.96	0.95	0.95	1375	78.4
16-Jul-15	8:00	Cloudy	012512	2.8213	2.8751	5092.83	5116.83	24.00	0.95	0.96	0.95	1375	39.1
22-Jul-15	8:00	Rainy	012692	2.8226	2.8852	5119.87	5143.87	24.00	0.96	0.96	0.96	1384	45.2

Report on 1-hour TSP monitoring

Action Level ($\mu\text{g}/\text{m}^3$) - 332

Limit Level ($\mu\text{g}/\text{m}^3$) - 500

Date	Sampling Time	Weather Condition	Filter paper no.	Filter Weight, g		Elapse Time, hr		Sampling Time, hr	Flow Rate, m^3/min			Total Volume, m^3	TSP Level, $\mu\text{g}/\text{m}^3$
				Initial	Final	Initial	Final		Initial, Q_{si}	Final, Q_{sf}	Average		
30-Jun-15	13:00	Fine	012476	2.7973	2.8011	5035.82	5036.82	1.00	0.96	0.96	0.96	57	66.2
30-Jun-15	14:10	Fine	012473	2.8017	2.8029	5036.83	5037.83	1.00	0.96	0.96	0.96	57	20.9
30-Jun-15	15:30	Fine	012468	2.8458	2.8498	5037.83	5038.83	1.00	0.96	0.96	0.96	57	69.7
6-Jul-15	13:00	Fine	012497	2.8549	2.8668	5062.84	5063.84	1.00	0.96	0.96	0.96	57	207.6
6-Jul-15	14:06	Fine	012402	2.7924	2.8104	5063.84	5064.84	1.00	0.96	0.96	0.96	57	314.0
6-Jul-15	15:08	Fine	012399	2.8231	2.8309	5064.84	5065.84	1.00	1.06	0.02	0.54	32	241.0
11-Jul-15	8:20	Fine	012522	2.8378	2.8517	5089.84	5090.84	1.00	0.95	0.95	0.95	57	243.0
11-Jul-15	9:30	Fine	012519	2.8192	2.8277	5090.84	5091.84	1.00	0.95	0.95	0.95	57	148.6
11-Jul-15	10:32	Fine	012515	2.8314	2.8409	5091.84	5092.84	1.00	0.95	0.95	0.95	57	166.1
17-Jul-15	13:00	Cloudy	012584	2.8217	2.8296	5116.83	5117.83	1.00	0.96	0.96	0.96	57	137.7
17-Jul-15	14:05	Cloudy	012694	2.8127	2.8204	5117.83	5118.83	1.00	0.96	0.96	0.96	57	134.3
17-Jul-15	15:30	Cloudy	012588	2.8273	2.8416	5118.83	5119.83	1.00	0.96	0.96	0.96	57	249.3
23-Jul-15	13:00	Rainy	012714	2.8252	2.8309	5143.87	5144.87	1.00	1.01	1.01	1.01	61	93.8
23-Jul-15	14:02	Rainy	012718	2.8418	2.8492	5144.87	5145.87	1.00	0.96	0.96	0.96	58	128.4
23-Jul-15	15:27	Rainy	012720	2.8446	2.8499	5145.87	5146.87	1.00	0.96	0.96	0.96	58	92.0



Location: MA1e - International Finance Centre (Eastern Wing)

Report on 24-hour TSP monitoring

Action Level ($\mu\text{g}/\text{m}^3$) - 173.4

Limit Level ($\mu\text{g}/\text{m}^3$) - 260

Date	Sampling Time	Weather Condition	Filter paper no.	Filter Weight, g		Elapse Time, hr		Sampling Time, hr	Flow Rate, m^3/min			Total Volume, m^3	TSP Level, $\mu\text{g}/\text{m}^3$
				Initial	Final	Initial	Final		Initial, Q_{si}	Final, Q_{sf}	Average		
29-Jun-15	8:00	Fine	012275	2.8135	2.8717	17211.39	17235.39	24.00	1.20	1.20	1.20	1729	33.7
4-Jul-15	8:00	Fine	012278	2.8333	2.9158	17238.40	17262.40	24.00	1.20	1.20	1.20	1727	47.8
10-Jul-15	8:00	Cloudy	012526	2.8477	2.9543	17265.40	17289.40	24.00	1.20	1.20	1.20	1727	61.7
16-Jul-15	8:00	Cloudy	012615	2.8338	2.9695	17292.39	17316.39	24.00	1.22	1.22	1.22	1759	77.2
22-Jul-15	8:00	Rainy	012583	2.8338	2.9290	17319.39	17343.39	24.00	1.16	1.16	1.16	1672	56.9

Report on 1-hour TSP monitoring

Action Level ($\mu\text{g}/\text{m}^3$) - 325.1

Limit Level ($\mu\text{g}/\text{m}^3$) - 500

Date	Sampling Time	Weather Condition	Filter paper no.	Filter Weight, g		Elapse Time, hr		Sampling Time, hr	Flow Rate, m^3/min			Total Volume, m^3	TSP Level, $\mu\text{g}/\text{m}^3$
				Initial	Final	Initial	Final		Initial, Q_{si}	Final, Q_{sf}	Average		
30-Jun-15	8:20	Fine	012488	2.8175	2.8201	17235.39	17236.39	1.00	1.20	1.20	1.20	72	36.1
30-Jun-15	9:25	Fine	012485	2.8136	2.8168	17236.39	17237.39	1.00	1.20	1.20	1.20	72	44.4
30-Jun-15	10:30	Fine	012482	2.8424	2.8451	17237.39	17238.39	1.00	1.20	1.20	1.20	72	37.5
6-Jul-15	8:02	Fine	012535	2.8329	2.8407	17262.40	17263.40	1.00	1.20	1.20	1.20	72	108.3
6-Jul-15	9:04	Fine	012532	2.8414	2.8521	17263.40	17264.40	1.00	1.20	1.20	1.20	72	148.6
6-Jul-15	10:07	Fine	012528	2.8382	2.8525	17264.40	17265.40	1.00	1.20	1.20	1.20	72	198.6
11-Jul-15	8:20	Fine	012389	2.8070	2.8140	17289.40	17290.40	1.00	1.15	1.15	1.15	69	101.0
11-Jul-15	9:25	Fine	012621	2.8371	2.8450	17290.40	17291.40	1.00	1.20	1.20	1.20	72	109.9
11-Jul-15	10:28	Fine	012618	2.8417	2.8502	17291.40	17292.40	1.00	1.20	1.20	1.20	72	118.2
17-Jul-15	8:02	Cloudy	012510	2.8155	2.8198	17316.39	17317.39	1.00	1.20	1.20	1.20	72	59.7
17-Jul-15	9:05	Cloudy	012507	2.8484	2.8518	17317.39	17318.39	1.00	1.20	1.20	1.20	72	47.2
17-Jul-15	10:07	Cloudy	012301	2.8104	2.8141	17318.39	17319.39	1.00	1.20	1.20	1.20	72	51.4
23-Jul-15	8:03	Rainy	012580	2.8291	2.8311	17343.39	17344.39	1.00	1.20	1.20	1.20	72	27.7
23-Jul-15	9:08	Rainy	012577	2.8356	2.8361	17344.39	17345.39	1.00	1.16	1.16	1.16	70	7.2
23-Jul-15	10:10	Rainy	012574	2.8321	2.8365	17345.39	17346.39	1.00	1.16	1.16	1.16	70	63.2



Location: MA1w - International Finance Centre (Western Wing)

Report on 24-hour TSP monitoring

Action Level ($\mu\text{g}/\text{m}^3$) - 173.4
Limit Level ($\mu\text{g}/\text{m}^3$) - 260

Date	Sampling Time	Weather Condition	Filter paper no.	Filter Weight, g		Elapse Time, hr		Sampling Time, hr	Flow Rate, m^3/min			Total Volume, m^3	TSP Level, $\mu\text{g}/\text{m}^3$
				Initial	Final	Initial	Final		Initial, Q_{si}	Final, Q_{sf}	Average		
29-Jun-15	8:00	Fine	012276	2.8163	2.8789	17236.01	17260.01	24.00	1.24	1.24	1.24	1786	35.1
4-Jul-15	8:00	Fine	012279	2.8211	2.9121	17263.02	17287.02	24.00	1.24	1.24	1.24	1783	51.0
10-Jul-15	8:00	Cloudy	012525	2.8625	2.9536	17290.02	17314.02	24.00	1.24	1.24	1.24	1784	51.1
16-Jul-15	8:00	Cloudy	012614	2.8365	2.9688	17317.01	17341.01	24.00	1.24	1.24	1.24	1784	74.2
22-Jul-15	8:00	Rainy	012582	2.8300	2.9183	17344.01	17368.01	24.00	1.25	1.24	1.25	1793	49.2

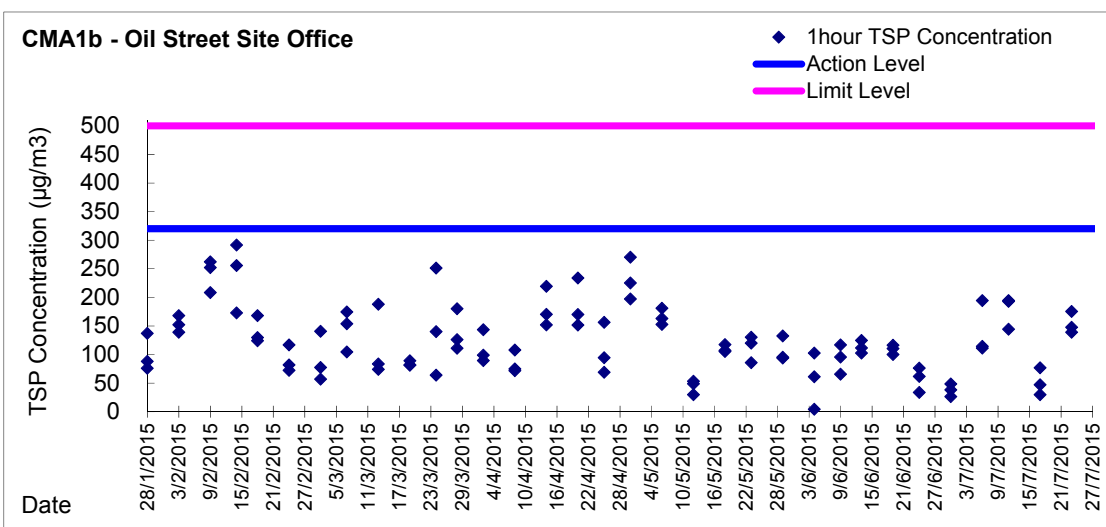
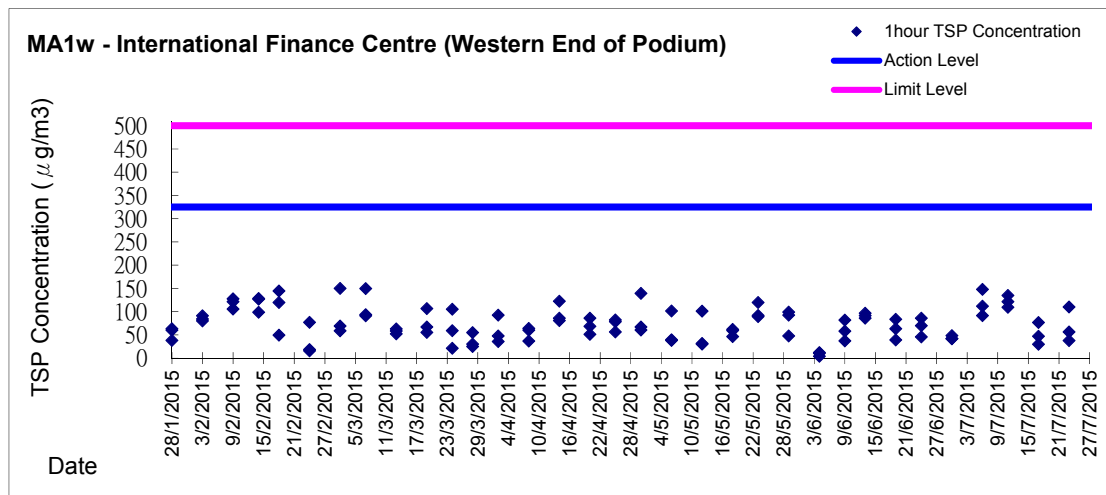
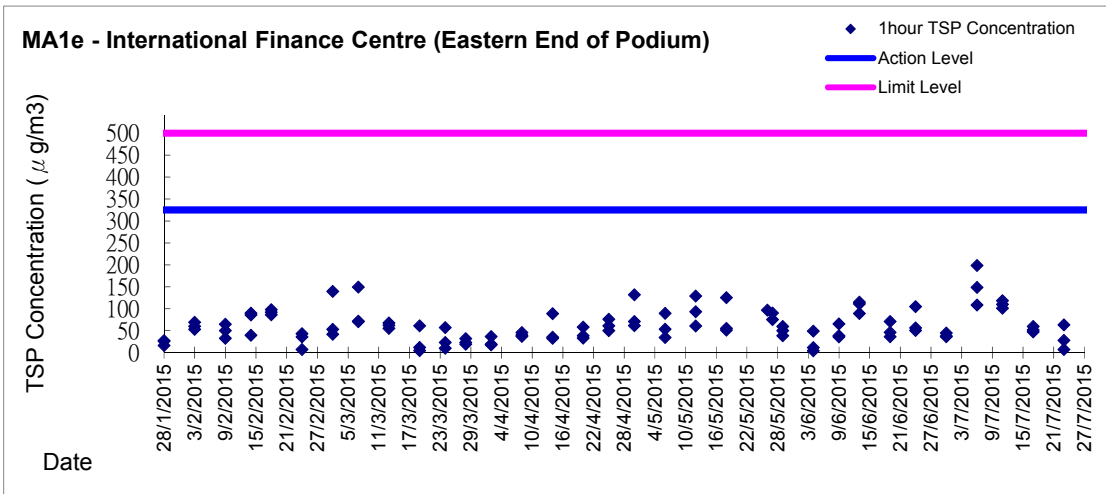
Report on 1-hour TSP monitoring

Action Level ($\mu\text{g}/\text{m}^3$) - 325.1
Limit Level ($\mu\text{g}/\text{m}^3$) - 500

Date	Sampling Time	Weather Condition	Filter paper no.	Filter Weight, g		Elapse Time, hr		Sampling Time, hr	Flow Rate, m^3/min			Total Volume, m^3	TSP Level, $\mu\text{g}/\text{m}^3$
				Initial	Final	Initial	Final		Initial, Q_{si}	Final, Q_{sf}	Average		
30-Jun-15	8:05	Fine	012487	2.8055	2.8091	17260.01	17261.01	1.00	1.24	1.24	1.24	74	48.4
30-Jun-15	9:10	Fine	012484	2.8185	2.8216	17261.01	17262.01	1.00	1.24	1.24	1.24	74	41.6
30-Jun-15	10:15	Fine	012481	2.8363	2.8394	17262.01	17263.01	1.00	1.24	1.24	1.24	74	41.6
6-Jul-15	8:05	Fine	012534	2.8160	2.8228	17287.02	17288.02	1.00	1.24	1.24	1.24	74	91.4
6-Jul-15	9:10	Fine	012531	2.8495	2.8578	17288.02	17289.02	1.00	1.24	1.24	1.24	74	111.6
6-Jul-15	10:15	Fine	012529	2.8631	2.8741	17289.02	17290.02	1.00	1.24	1.24	1.24	74	147.9
11-Jul-15	8:27	Fine	012388	2.8116	2.8197	17314.02	17315.02	1.00	1.24	1.24	1.24	74	109.1
11-Jul-15	9:32	Fine	012620	2.8403	2.8493	17315.02	17316.02	1.00	1.24	1.24	1.24	74	121.2
11-Jul-15	10:33	Fine	012617	2.8339	2.8439	17316.02	17317.02	1.00	1.24	1.24	1.24	74	134.7
17-Jul-15	8:05	Cloudy	012509	2.8256	2.8291	17341.01	17342.01	1.00	1.24	1.24	1.24	74	47.0
17-Jul-15	9:07	Cloudy	012506	2.8492	2.8514	17342.01	17343.01	1.00	1.24	1.24	1.24	74	29.6
17-Jul-15	10:10	Cloudy	012302	2.8108	2.8165	17343.01	17344.01	1.00	1.24	1.24	1.24	74	76.6
23-Jul-15	8:07	Rainy	012579	2.8312	2.8354	17368.01	17369.01	1.00	1.24	1.24	1.24	75	56.2
23-Jul-15	9:10	Rainy	012756	2.8446	2.8474	17369.01	17370.01	1.00	1.24	1.24	1.24	75	37.5
23-Jul-15	10:13	Rainy	012573	2.8354	2.8436	17370.01	17371.01	1.00	1.24	1.24	1.24	75	109.8

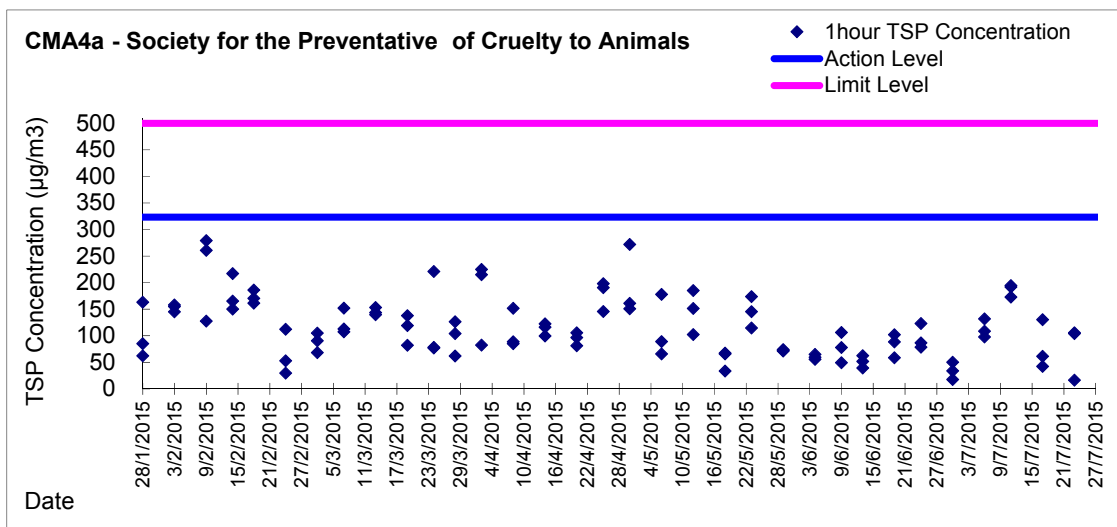
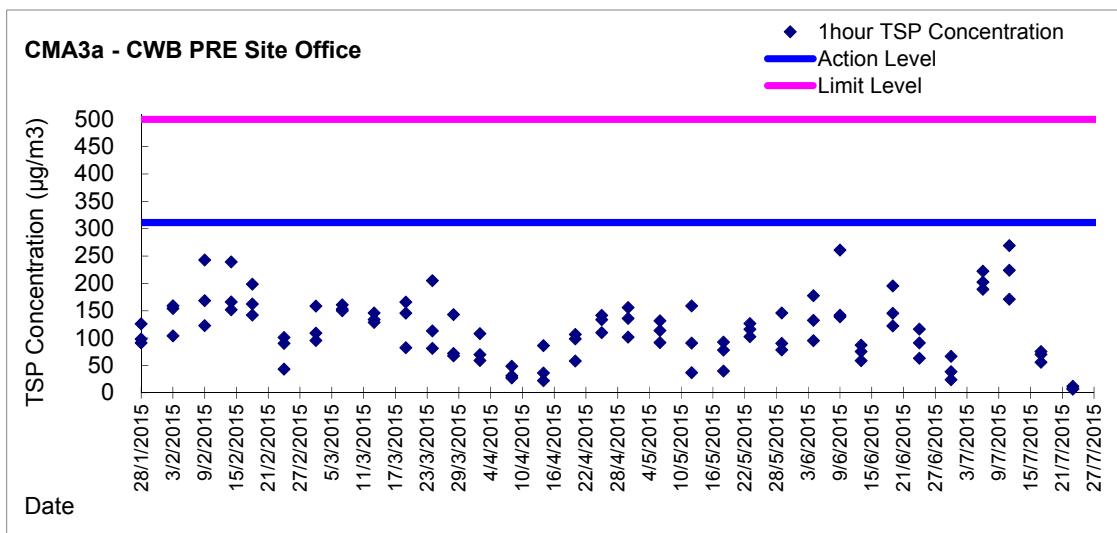
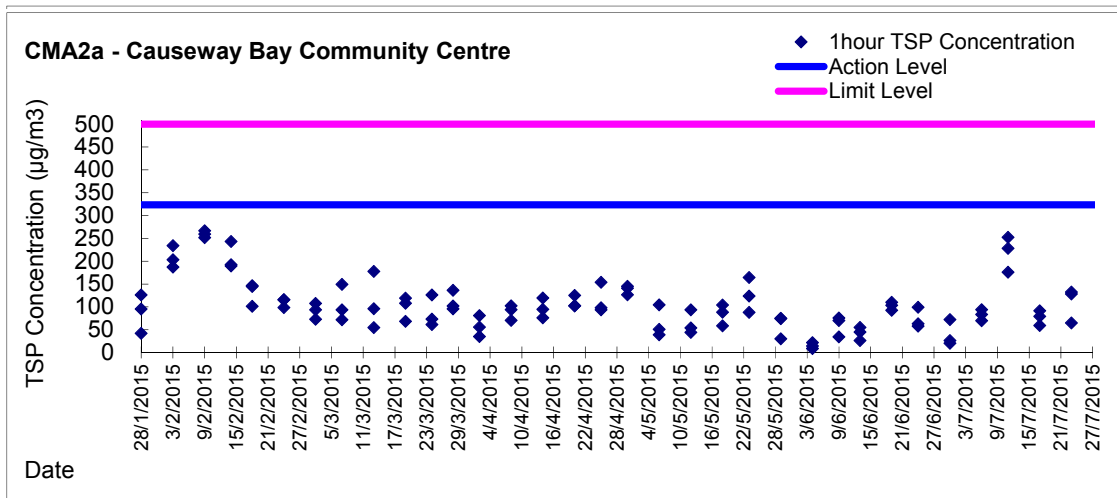


Graphic Presentation of 1 hour TSP Result

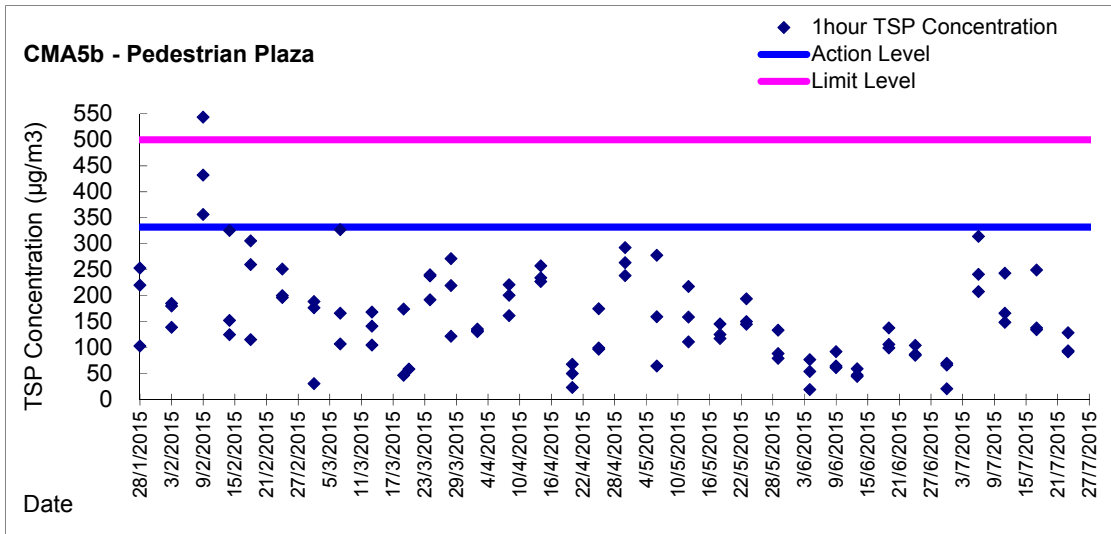




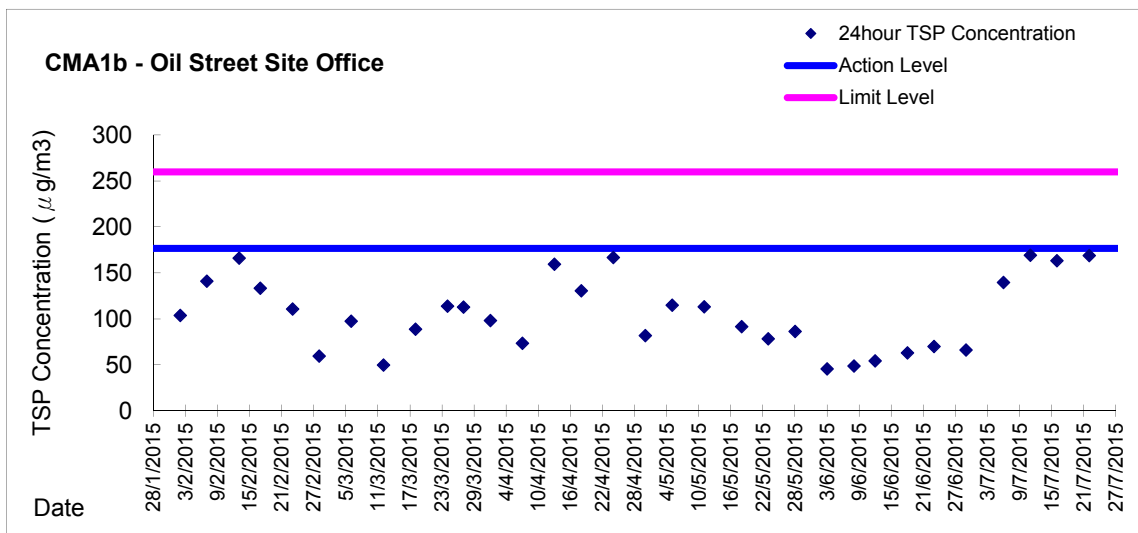
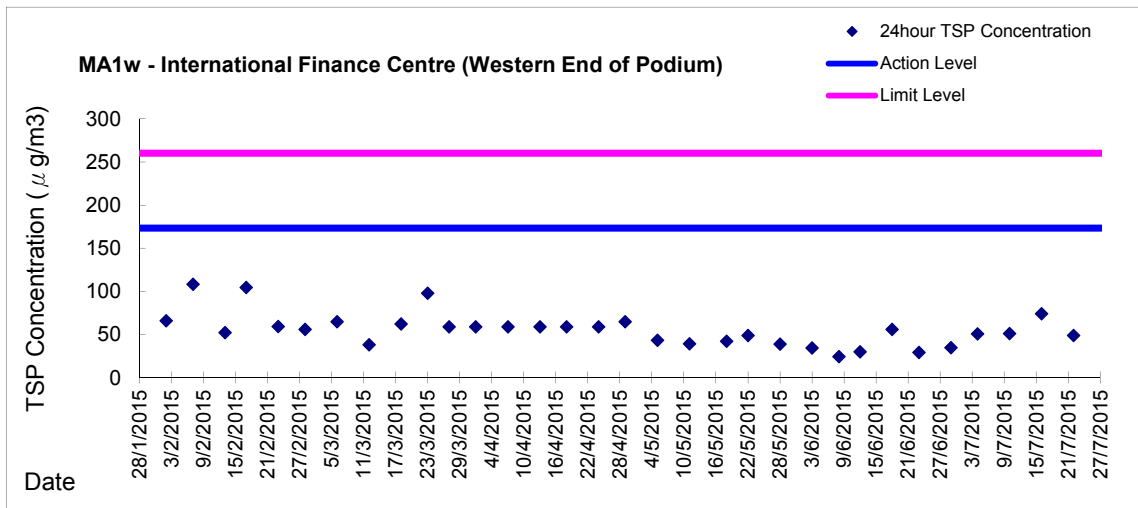
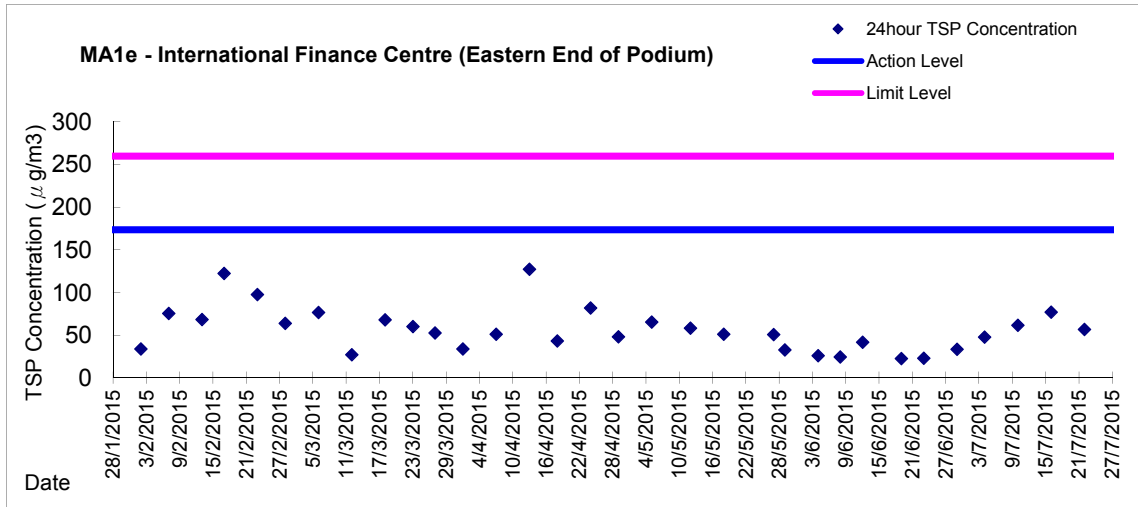
Graphic Presentation of 1 hour TSP Result



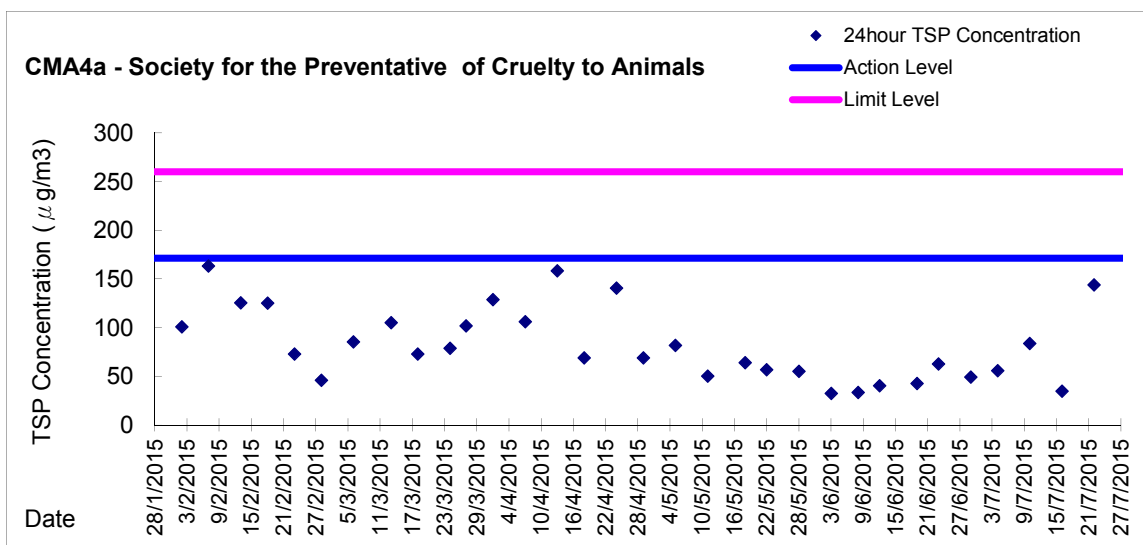
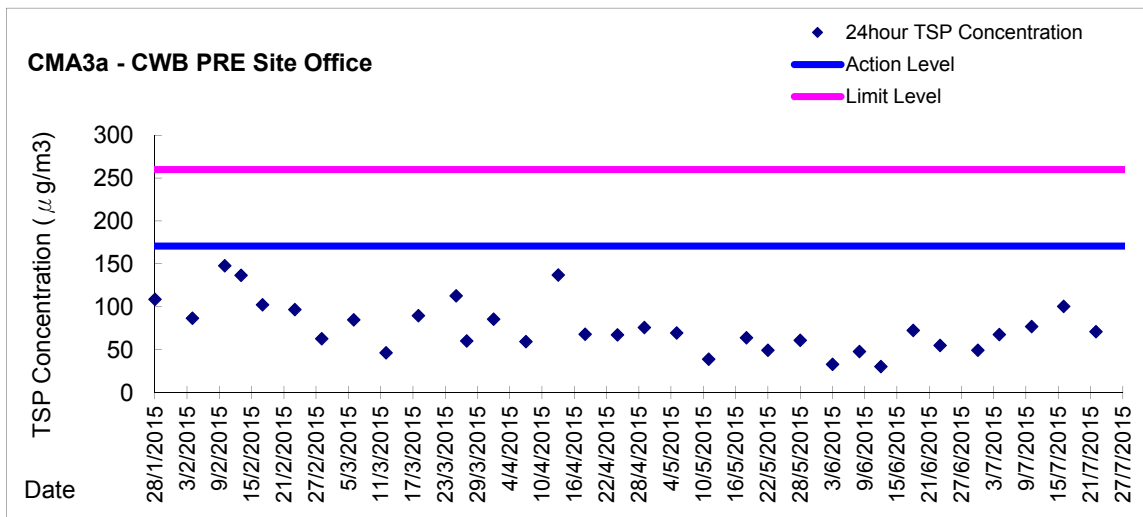
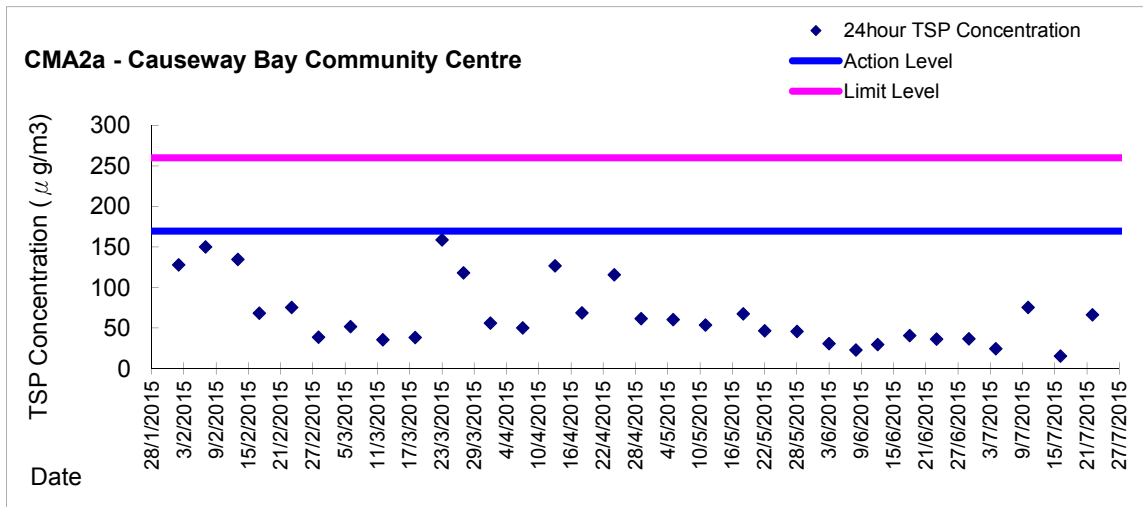
Graphic Presentation of 1 hour TSP Result



Graphic Presentation of 24 hour TSP Result



Graphic Presentation of 24 hour TSP Result



Graphic Presentation of 24 hour TSP Result

